

FACEBOOK IMPOSTOR ACCOUNTS

How to report a Facebook profile/page as an impostor

Facebook allows people, with or without Facebook accounts, to report impostor profiles/pages; however, it should be noted they only act on reports made by the person who is being impersonated (or their authorized representative). In order to have the profile removed, the person must provide a picture or scan of their ID to confirm their identity. A "profile" is used by individuals to share personal information, while a "page" is created to promote artists, public figures, businesses, etc. A user must have a registered Facebook profile to create a page.

Steps to report impostor Facebook profile/page without logging in:

- Visit URL <https://bit.ly/abuse-facebook>
- Select third option "Someone has created an account pretending to be me or a friend"
- Select "No" (this will provide additional options below)
- Enter the full name on the impostor profile and its URL, your full name and email address, and upload an accepted form of ID (list of approved IDs on reporting form).

Steps to report impostor Facebook profile/page using an active account:

If the impostor account is a profile:

- Go to the impostor profile
- Click the *** icon on the right side of the cover photo
- Select "Find Support or Report Profile"
- Select most appropriate option
- Click "send"












If the impostor account is a page:

- Go to the impostor page
- Click the *** icon on the top right
- Select "Find Support or Report Profile" then "Scam or Fake Pages"
- Select option best describing the impostor page
- Click "send"






BE
VIGILANT

Your online safety
begins with YOU!

Common social networking profile and content removal requests links:

-  [Apple](http://bit.ly/abuse-apple): <http://bit.ly/abuse-apple>
-  [Facebook](http://bit.ly/abuse-facebook): <http://bit.ly/abuse-facebook>
-  [Flickr](http://bit.ly/abuse-flickr): <http://bit.ly/abuse-flickr>
-  [Google+](http://bit.ly/abuse-google): <http://bit.ly/abuse-google>
-  [Imgur](http://bit.ly/abuse-imgur): <http://bit.ly/abuse-imgur>
-  [Instagram](http://bit.ly/abuse-instagram): <http://bit.ly/abuse-instagram>
-  [LinkedIn](http://bit.ly/abuse-linkedin): <http://bit.ly/abuse-linkedin>
-  [MySpace](http://bit.ly/abuse-myspace): <http://bit.ly/abuse-myspace>
-  [Tumblr](http://bit.ly/abuse-tumblr): <http://bit.ly/abuse-tumblr>
-  [Twitter](http://bit.ly/abuse-twitter): <http://bit.ly/abuse-twitter>
-  [Yahoo](http://bit.ly/abuse-yahoo): <http://bit.ly/abuse-yahoo>

Common dating websites profile and content removal requests links:

-  [Coffee Meets Bagel](http://bit.ly/abuse-cmb): <http://bit.ly/abuse-cmb>
-  [eHarmony](http://bit.ly/abuse-eharmony): <http://bit.ly/abuse-eharmony>
-  [Match.com](http://bit.ly/abuse-match): <http://bit.ly/abuse-match>
-  [OKCupid](http://bit.ly/abuse-okcupid): <http://bit.ly/abuse-okcupid>
-  [Plenty-Of-Fish](http://bit.ly/abuse-pof): <http://bit.ly/abuse-pof>
-  [Tinder](http://bit.ly/contact-tinder): <http://bit.ly/contact-tinder>
-  [Zoosk](http://bit.ly/abuse-zoosk): <http://bit.ly/abuse-zoosk>

**Some SNS links are not accessible on NIPR
due to DAF network policies**

OSI



Cybersecurity: Identifying and Reporting Impostor Accounts

Quick identification and reporting of impostor profiles is critical to protecting a principal's online presence. This handout provides guidance on how to mitigate this threat.


Depending on the public visibility of the principal, monthly or quarterly searches should be conducted to mitigate fraudulent SNS profiles. Step 1) Identify and isolate the principal's legitimate SNS profile(s) using those profiles' URLs; Step 2) enter the principal's name in the search bar at the top of a common SNS website; Step 3) search additional formats of the principal's name (common shortened versions of the name, last name first name, middle name last name, title/rank preceding full name, misspelled versions of the name, etc); Step 4) repeat this process on additional SNS sites. Any profiles identified that do not match the URLs isolated in Step 1 should be considered fraudulent. Use the following steps to report those accounts:

LINKEDIN IMPOSTOR ACCOUNTS


How to report an impostor LinkedIn profile

LinkedIn allows registered users to flag impostor profiles, but requires the user to login.

Steps to report an impostor LinkedIn profile

- Click the **More** **...** icon on the profile
- Click  "Report/Block"
- Select "Report this profile" in the "What do you want to do?" pop-up window
- Select applicable reason for flagging the profile in the "Tell us a little more" pop-up window
- Click "Submit"

Steps to report an impostor LinkedIn profile using the mobile app

- Go to the impostor profile
- Tap the  **More** icon on the profile
- Tap "Report this post"
- Select "I think it's fake, spam, or a scam" in the "Why are you reporting this?" pop-up window
- Select "I think it's a fake account" from the "Tell us a little more" pop-up window
- Tap "Submit"

TWITTER IMPOSTOR ACCOUNTS


How to report an impostor Twitter profile

Twitter allows people, with or without accounts, to flag impostor profiles as a bystander; however, you cannot report a profile for another person without logging in. If you report a profile impersonating you and do not log in you will be required to provide your email address. Only the person being impersonated (or their authorized representative) can ask to have the profile removed, all other requests are considered "flagging reports" for investigation.

Steps to report impostor Twitter profile without logging in:

- Visit URL <https://bit.ly/abuse-twitter>
- Select first option "An account pretending to be me or someone I know"
- Select the first option "I am being impersonated" (this will provide additional options below)
- Enter the "@" username on the impostor profile, your email address, and any additional notes

Steps to report impostor Twitter profile using an active account:

- Go to the impostor profile
- Click the  icon below the cover photo
- Select "Report" at the bottom of the options
- Select "They are pretending to be me or someone else"
- Choose the most appropriate selection from provided list
- Provide additional notes if necessary
- Click submit

INSTAGRAM IMPOSTOR ACCOUNTS


How to report an impostor Instagram profile

Instagram allows people, with or without accounts, to report impostor profiles. It should be noted Instagram only acts on reports made by the person who is being impersonated (or their authorized representative). In order to have the profile removed, the person must provide a picture of themselves holding their ID to confirm their identity.

Steps to report impostor Instagram profile without logging in:

- Visit URL <https://bit.ly/abuse-instagram>
- Select "Privacy and Safety Center" from options on left
- Select "Report Something" from options on left
- Select "Impersonation Accounts" from options on left
- Select second option "Someone has created an account pretending to be me or a friend"
- Enter your full name and email address
- Enter the full name on the impostor account
- Upload a photo of yourself holding your ID

Steps to report impostor Instagram profile using an active account:

- Go to the impostor profile
- Click the  icon below the profile title
- Select "Report User"
- Select "Other"
- Select "Impersonation"